

BUILD A ROCKET

craft activity



3 different levels



IF YOU LOVE THIS...



Make sure you check out some other fun resources in store!

EMOTIONS *stones pack*



A photograph showing a smiling cartoon boy's face on the left. To his right, a basket of small, round, white stones sits on a table. Several cards with different facial expressions are laid out on the table, and some stones are placed on them. A 'Stay Classy Classrooms' logo is in the bottom right corner.

Make a gorgeous tactile investigation space

SPACE *mini-pack*



A photograph of a child's hands playing with a yellow and black striped ball on a table. Various educational cards are visible, including one for 'Mercury' (1st planet from the sun) and another for 'Venus' (2nd planet from the sun). Other cards show Mars, Saturn, Jupiter, and Uranus. A cartoon astronaut is on the left. A 'Stay Classy Classrooms' logo is in the bottom right corner.

Fantastic for an investigation space!

SPACE *Number Mats*



A photograph showing a cartoon astronaut on the left. In the center, there are wooden trays containing small, colorful objects (like beads or erasers) and a grid mat with the number 'eleven' written on it. A 'Stay Classy Classrooms' logo is in the bottom right corner.

Use with mini erasers or playdough!

COLOUR SORTING *stones*



A photograph of a child's hands sorting small, round, white stones on a table. The stones are placed on cards with different colors and patterns. A cartoon pink paint can with a face is on the left. A 'Stay Classy Classrooms' logo is in the bottom right corner.

Make the matching pieces on stones!

IDEAS FOR USE...



The perfect craft to pair with the book "Give Me Some Space" by Phillip Bunting for National Simultaneous Storytime 2021

Choose the level of difficulty then print and go!

p5 – print and use. Children colour and cut the single page

p6-7 – minimal cutting to put the pieces together

p8-9 – the most amount of pieces to cut and paste

The instructions have to draw their face in the porthole.. you could also glue photos

Thank You



I truly appreciate your business and hope you love this product!

If you have any questions, suggestions or requests please don't hesitate to contact me at hello@stayclassyclassrooms.com. All items in my store are reduced for the first 48 hours after I post them. To stay up to date with new products, product updates, classroom ideas and freebies, be sure to follow my store, pop over to my Facebook page & follow me on Instagram!

I love seeing pictures of my resources in action so make sure you tag me in your posts!

Sommer

TERMS OF USE

This is a paid digital download from Stay Classy Classrooms

This product and all its parts are licensed for single classroom use ONLY (you MAY NOT share this file for a split cost with others)




You MAY NOT share, give away, sell or redistribute any part of this paid download (this includes selling hard copies of the digital product)

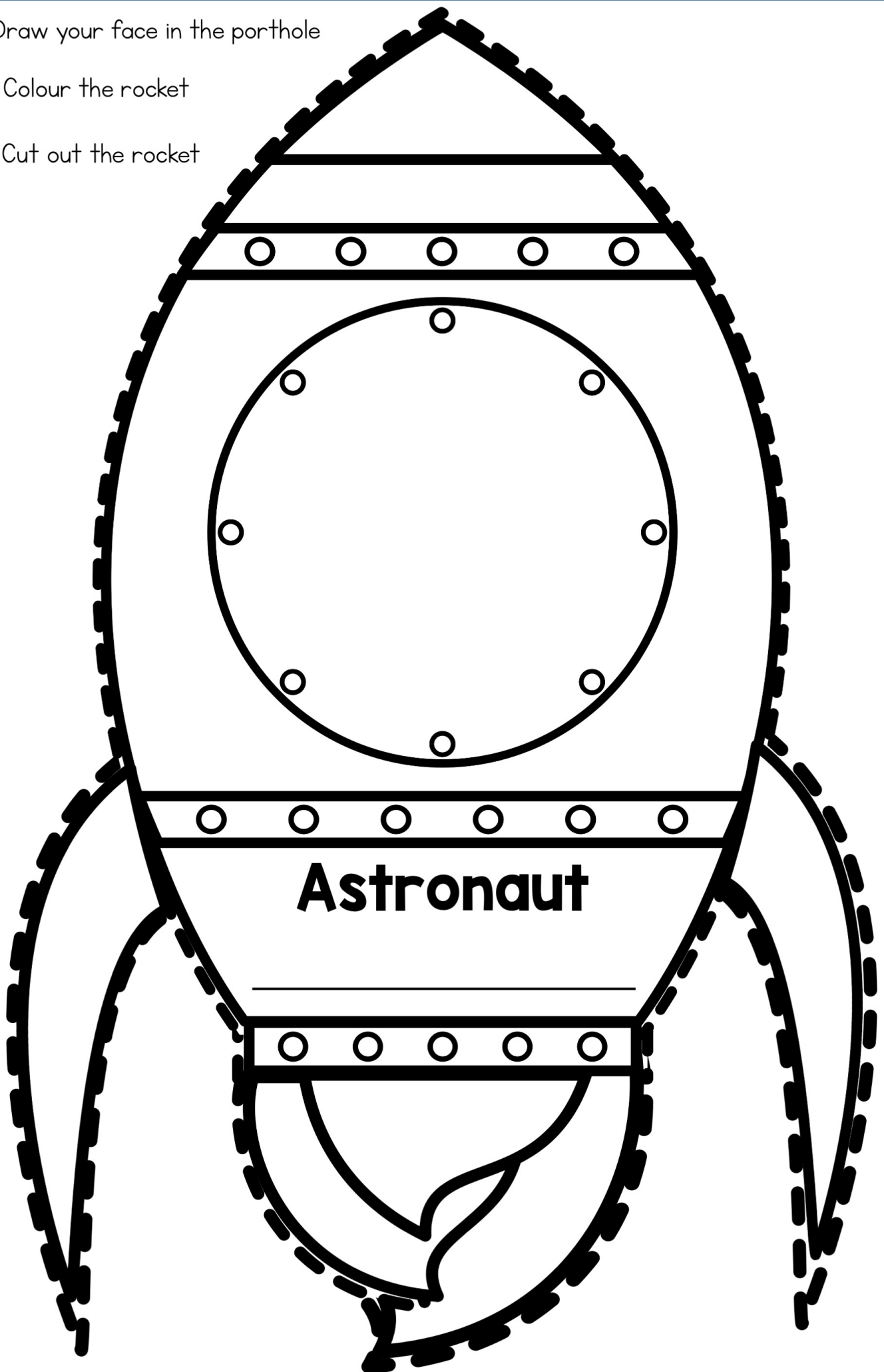
You MAY NOT modify any part of the this resource to offer to others for free or sale

credits

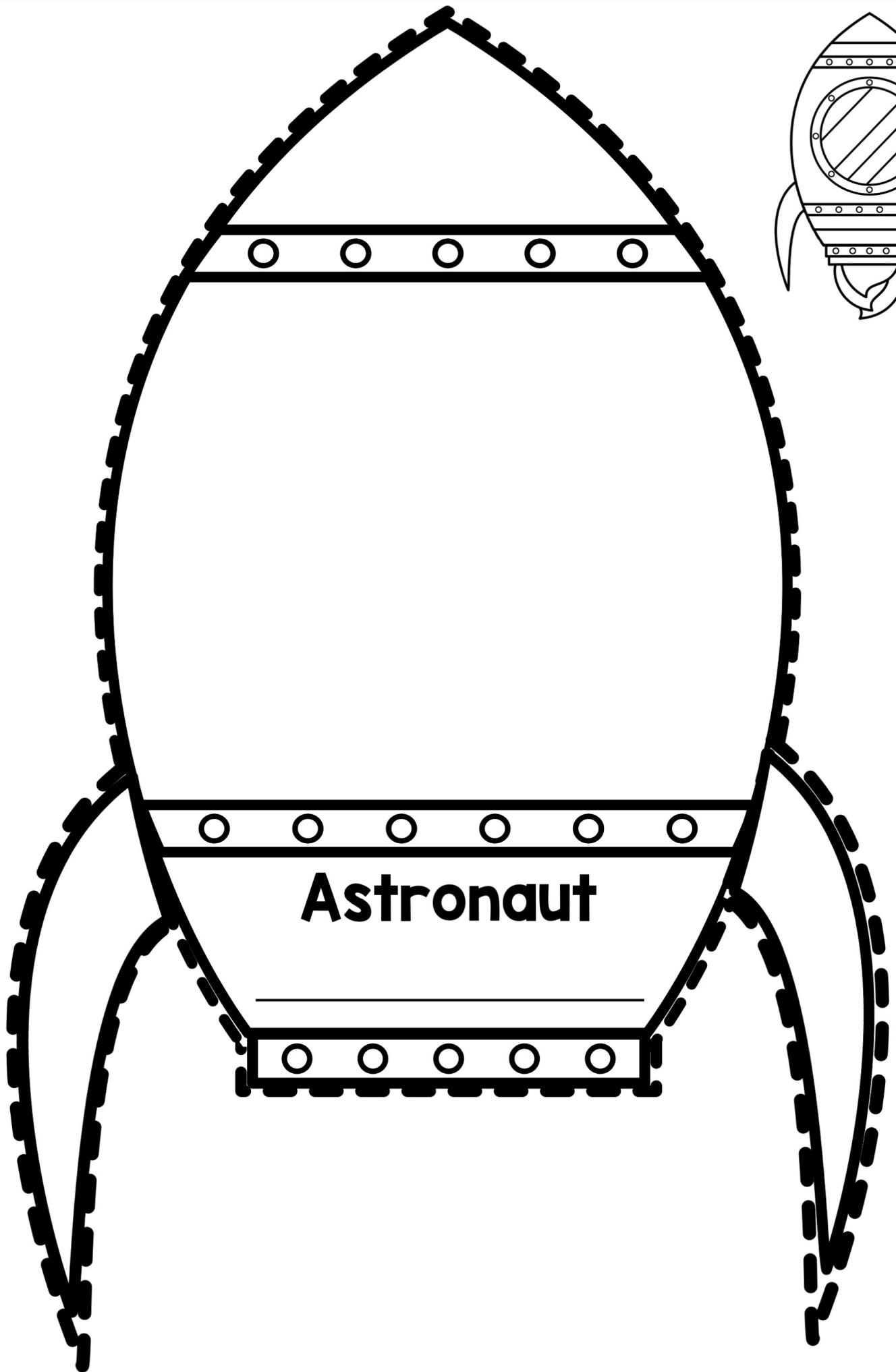
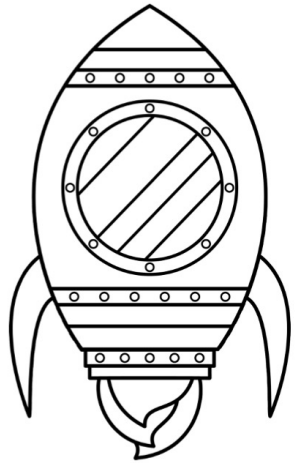


I'm going to space!!

-  Draw your face in the porthole
-  Colour the rocket
-  Cut out the rocket



I'm going to space!!




I'm going to space!!




Draw your face in the porthole



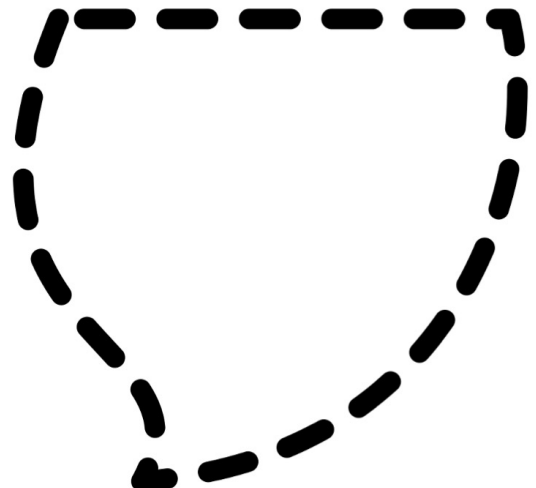
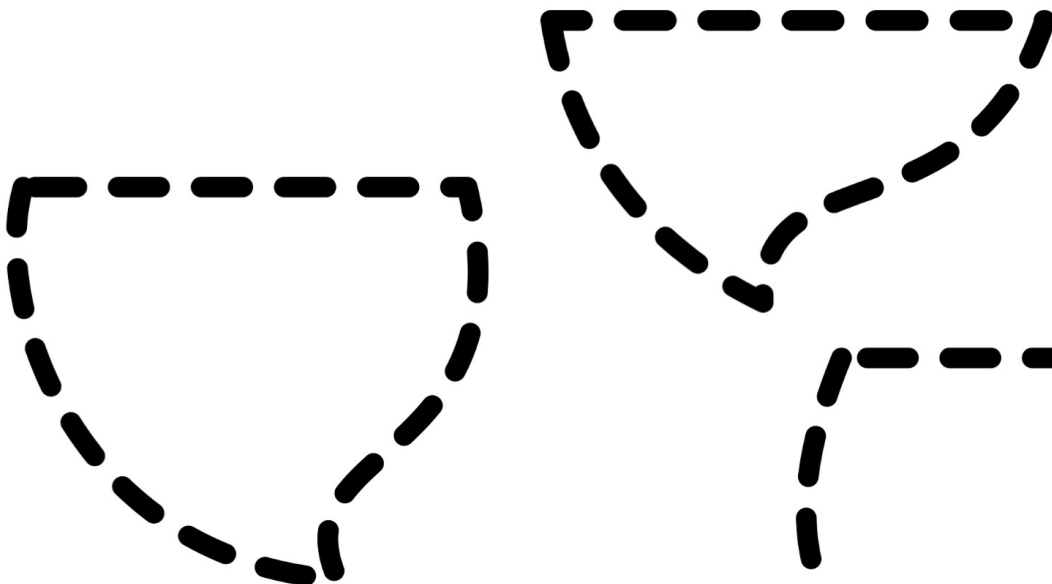

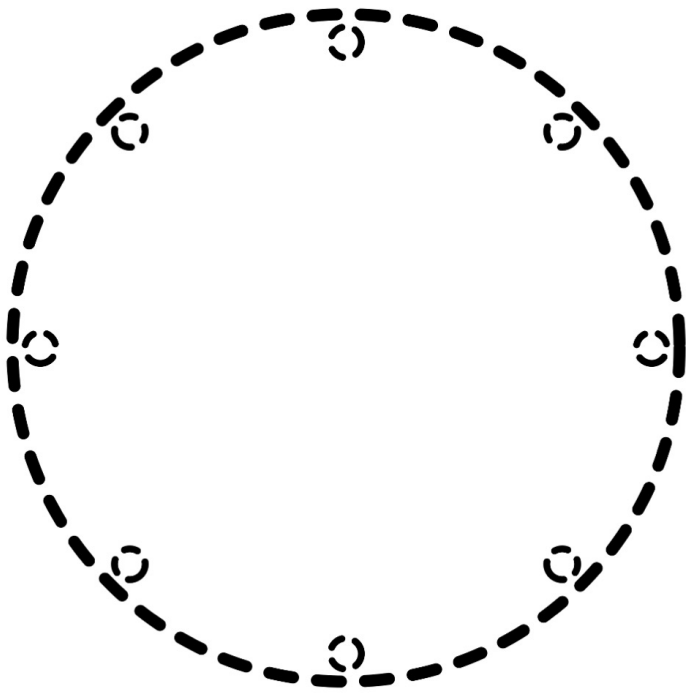
Colour the pieces



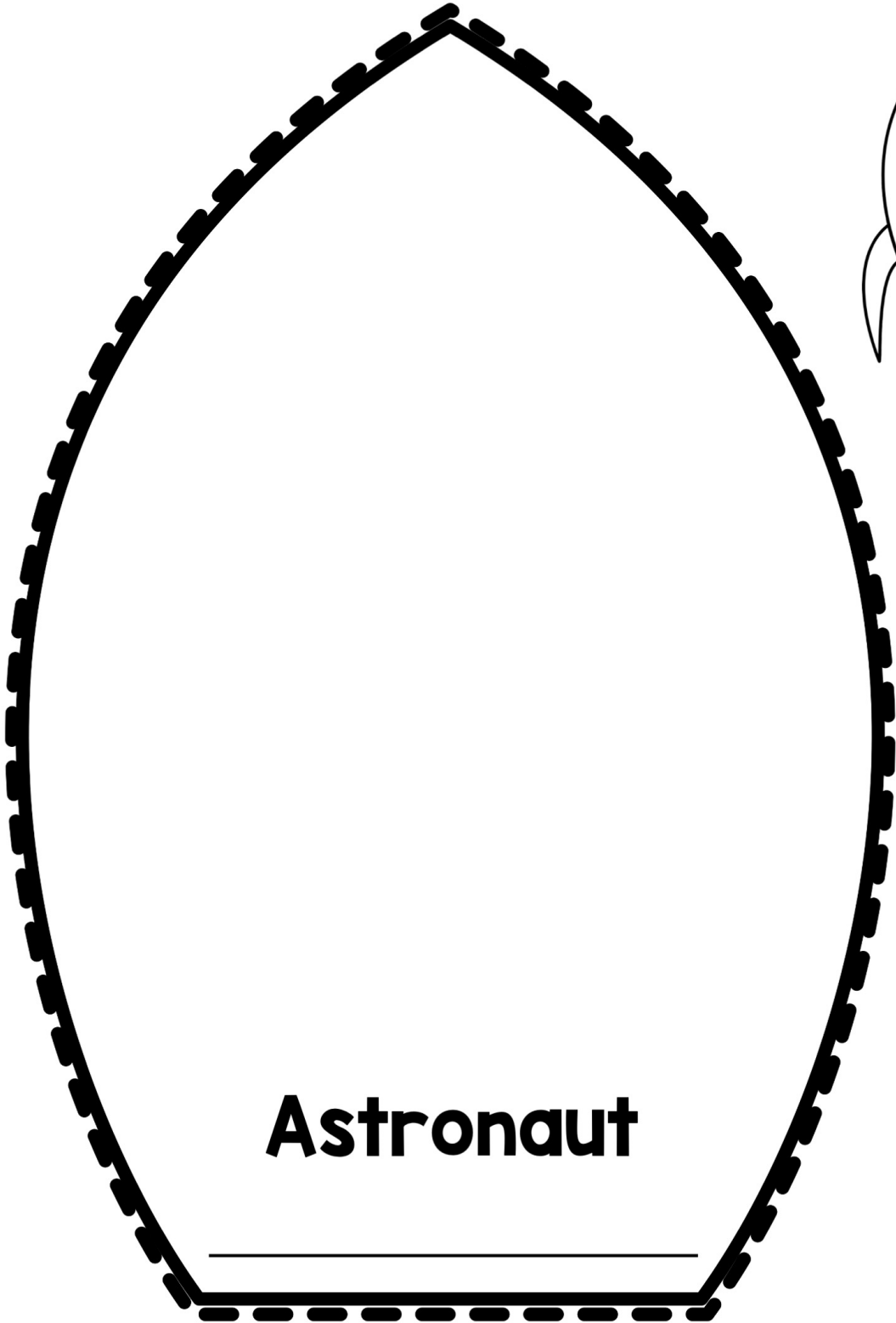
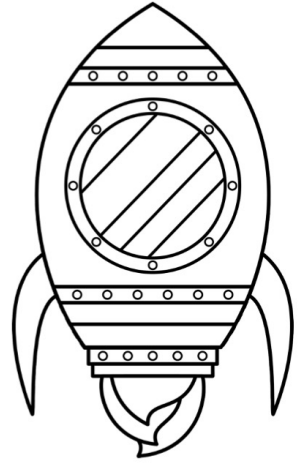
Cut out the pieces



Glue the pieces to build the rocket




I'm going to space!!



Astronaut


I'm going to space!!




Draw your face in the porthole



Colour the pieces



Cut out the pieces



Glue the pieces to build the rocket

