



No Redistribution. You may not reproduce, repackage, or redistribute the contents of these downloads, in whole or in part, for any reason. This includes “giving” someone your copy that you are no longer using or hosting them on dropbox or Facebook files. Please refer others to www.preschoolplayandlearn.com to download their own copy.

I offer free printables for 2 reasons:

- To bless others with things I have created -no point in reinventing the wheel, so to speak!
- To bless my family [at least a little] financially in exchange for the time I put into making these free printables.

By not visiting the blog directly, I do not receive ad money and therefore am not able to meet my 2nd goal! Thank you for your honesty!

Modifications of Terms. I shall have the right to modify the terms of this Agreement at any time; modification shall be effective immediately and shall replace all prior Agreements.


You are more than welcome to:

- Save the files on your computer and print off copies for your family or classroom whenever you would like.
- Link directly to my blog to share my files with others.
- Post to your blog using pictures of your child using my curriculum, as long as proper credit is given to www.kindergartenworksheetsandgames.com


YOU MAY NOT:

- Host any of my files on your own or other sites (*this includes: drop box, the cloud, and any other site off of your personal computer*)
- **Alter or sell any of my files.**
- Sell files to make a profit: All files are for personal use only. You may NOT use my items for sale or profit. ~
- i.e. print them off, laminate them and sell them to others.
- Transmit or store any resources on any other website or other form of electronic retrieval system. (*this includes: drop box, the cloud, and any other site off of your personal computer*)
- All downloads are copyright protected. Not to be distributed, transferred, or shared in any form.

Images are used with permission from:



Print the this pages and the following Cut out the pacman circle and affix it to the top of the apple and secure with a brad. Spin around to see the life of an apple over and over.



flowers

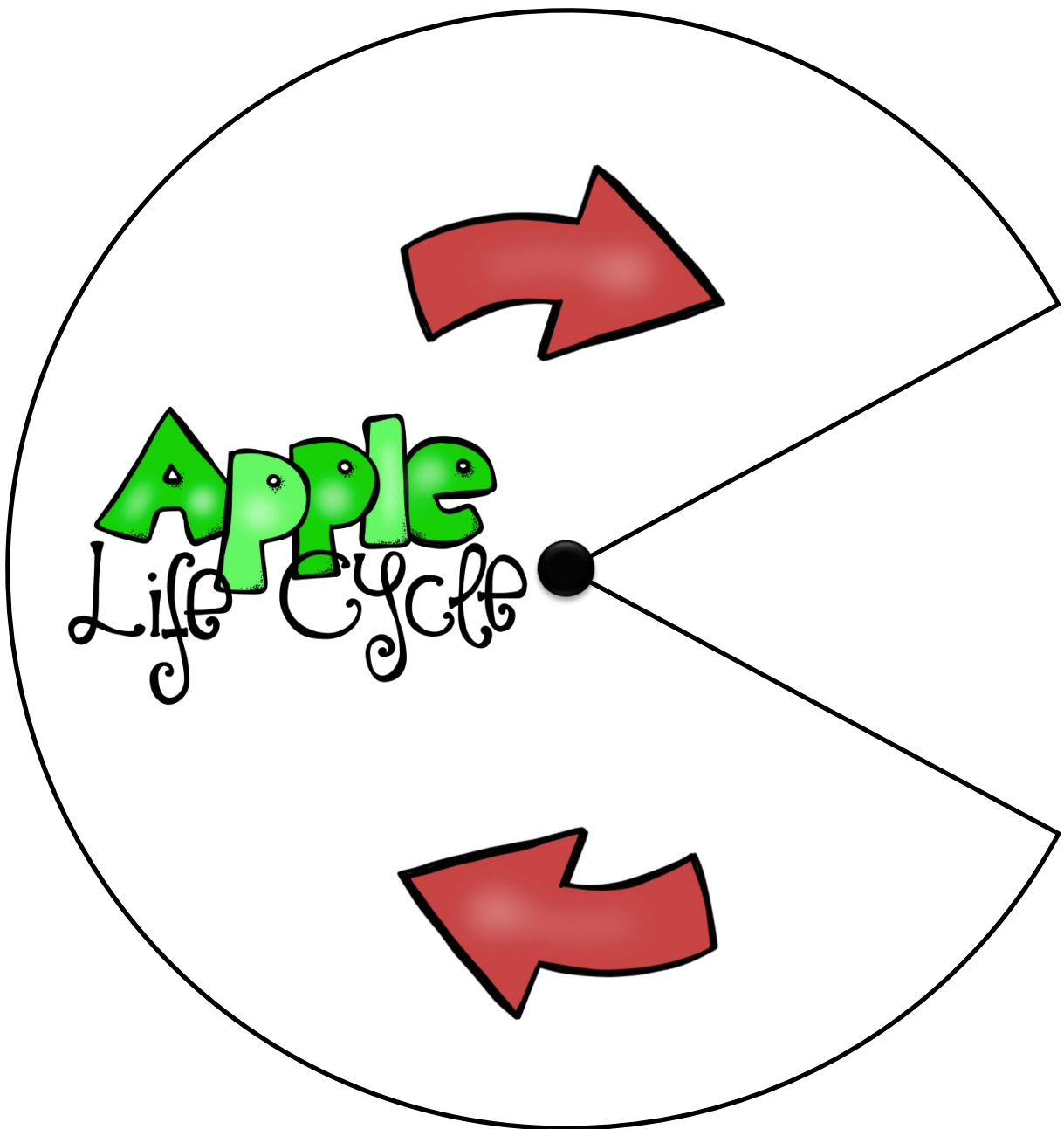
bud

apples

apple tree

seed


sprout

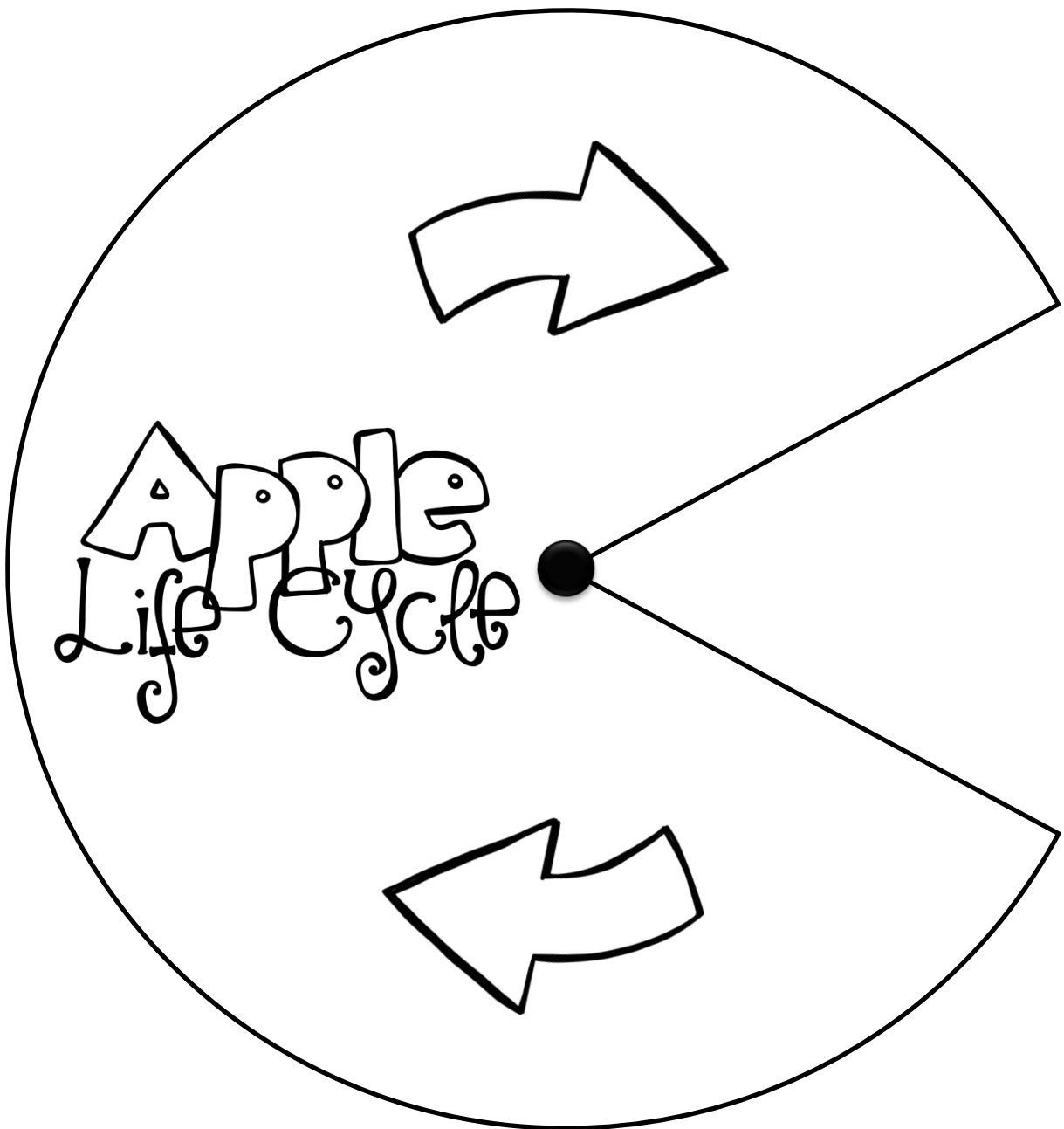


Apple
Life Cycle

Print the this pages and the following Cut out the pacman circle and affix it to the top of the apple and secure with a brad. Spin around to see the life of an apple over and over.


© www.preschoolplayandlearn.com





Apple
Life Cycle

Print the this pages and the following Cut out the pacman circle and affix it to the top of the apple and secure with a brad. Spin around to see the life of an apple over and over.



Apple
Life Cycle

