



Non-
living



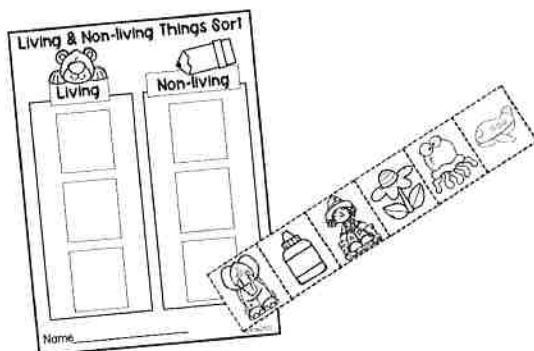
Living & Non-living Things Sort



For the living and non-living graphic organizers use the pictures and have the students help you decide which pictures fit the definitions of living and nonliving.

Glue the pictures to the correct chart.



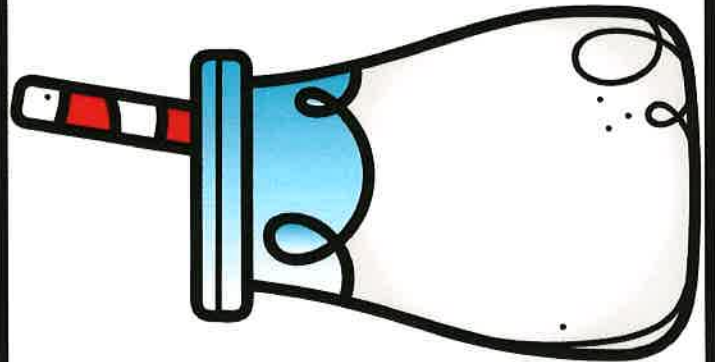

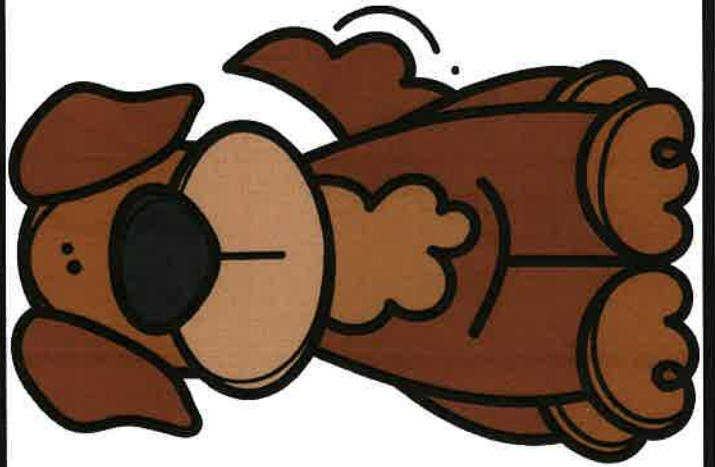

Note: If you don't want to create a chart to display you can use the pocket chart headers and just sort the cards in a pocket chart.








Included is a student sort that you can have them do as a follow up activity.

Living

Non-Living





barn, pencil, germ, scarecrow, tractor, corn

