



Month: February Week: 1 Subject: Social Studies


Day 1	Topic(s)	Foundation(s)
	Theme: Black Inventors Number: 4 Letter: Bb Color: Yellow & Brown Shape: Star	SS1.1: Demonstrate development of self.
Indicators	Young Preschool (3s-4 1/2)	Older Preschool (4 ½-5)
	Share examples of how they can help others in the classroom (e.g., picking up toys).	Describe situations where teamwork is necessary and how it benefits everyone.
Activities: Begin with a group discussion on what teamwork means. Provide examples of teamwork in the classroom, such as cleaning up toys together or working on a group art project. Read a short story or share a scenario where teamwork made a task easier (e.g., planting a garden or building a structure). Encourage children to share ways they can help at home, in school, or in the community.		
Resources/Materials <ul style="list-style-type: none"> ● Pictures or short stories about teamwork and helping others 	Key Vocabulary: Teamwork, Help, Together	Support: Work Together as a Team S4 E5



Month: February Week: 1 Subject: Social Studies

Day 2	Topic(s)	Foundation(s)
	Theme: Black Inventors Number: 4 Letter: Bb Color: Yellow & Brown Shape: Star	SS2.1: Demonstrate awareness of chronological thinking.
Indicators	Young Preschool (3s-4 1/2)	Older Preschool (4 1/2-5)
	Identify plants or flowers in pictures and describe them.	Share ideas about how plants and nature are useful in everyday life.


Activities: Show pictures of George Washington Carver and his garden. Explain how he loved plants and used them to create helpful products like peanut-based items. Ask children to imagine what they would grow if they had a garden. Younger preschoolers can point to and name plants in the pictures, while older preschoolers discuss how plants can help people (e.g., food, shade, or beauty).

Resources/Materials	Key Vocabulary:	Support:
<ul style="list-style-type: none"> • Pictures of George Washington Carver and gardens 	Garden, Grow, Plant, Peanut	

Month: February Week: 1 Subject: Social Studies

Day 3	Topic(s)	Foundation(s)
--------------	-----------------	----------------------




	<p>Theme: Black Inventors Number: 4 Letter: Bb Color: Yellow & Brown Shape: Star</p>	<p>SS2.3: Demonstrate awareness of the foundations of government or authority.</p>
Indicators	<p>Young Preschool (3s-4 1/2)</p>	<p>Older Preschool (4 1/2-5)</p>
	<p>Point to pictures of trains and name the parts they recognize (e.g., wheels, tracks).</p>	<p>Explain how trains are used for transportation and why keeping them working is important.</p>
<p>Activities: Begin by showing pictures of trains and asking, “What do trains do?” Explain that Elijah McCoy invented a way to keep trains running smoothly without stopping. Use a toy train to demonstrate how it moves along the tracks. Discuss how inventions like McCoy’s help people travel and carry goods.</p>		
<p>Resources/Materials</p> <ul style="list-style-type: none"> • Pictures or a toy train • Short video or story about trains 	<p>Key Vocabulary: Train, Wheels, Track, Travel</p>	<p>Support:</p> 

Month: February Week: 1 Subject: Social Studies

Day 4	Topic(s)	Foundation(s)
--------------	-----------------	----------------------



	Theme: Black Inventors Number: 4 Letter: Bb Color: Yellow & Brown Shape: Star	SS3.2: Demonstrate awareness of places and regions.
Indicators	Young Preschool (3s-4 1/2)	Older Preschool (4 1/2-5)
	Recognize and name the traffic light colors (red, yellow, green).	Role-play crossing the street using traffic light signals.
Activities: Read a short story or show pictures about Garrett Morgan’s invention of the traffic light. Discuss the importance of traffic lights in keeping people safe. Set up a simple traffic light role-play in the classroom or outside, with one child acting as the “traffic light” and others following the signals to stop, slow down, or go.		
Resources/Materials <ul style="list-style-type: none"> Traffic light props (paper cutouts or toy signals) Space for a role-play activity 	Key Vocabulary: Traffic Light, Stop, Go, Safe	Support: 

Month: February Week: 1 Subject: Social Studies

Day 5	Topic(s)	Foundation(s)
--------------	-----------------	----------------------



	<p>Theme: Black Inventors Number: 4 Letter: Bb Color: Yellow & Brown Shape: Star</p>	<p>SS5.1: Demonstrate awareness of citizenship.</p>
<p>Indicators</p>	<p>Young Preschool (3s-4 1/2)</p>	<p>Older Preschool (4 1/2-5)</p>
	<p>Identify objects in the classroom that need electricity (e.g., lights, fans).</p>	<p>Explain why electricity is important and how it helps us.</p>
<p>Activities:</p> <p>Show a picture of Lewis Latimer and explain how he helped make lightbulbs work better. Use a flashlight to demonstrate how light helps us see. Walk around the classroom to identify objects that need electricity. Younger preschoolers can name these objects, while older preschoolers describe how they are used.</p>		
<p>Resources/Materials</p> <ul style="list-style-type: none"> Picture of Lewis Latimer 	<p>Key Vocabulary: Electricity, Lightbulb, Bright, Power</p>	<p>Support:</p> 