








Month: July Week: 4 Subject: English & Language Arts

Day 1	Topic(s)		Foundation(s)		
	Theme: Camping Under the Stars Number: 2 Letter: Uu Color: Green Shape: Star		ELA1.1 Demonstrate receptive communication ELA2.4 Demonstrate comprehension		
Indicators	Younger Preschool		Older Preschool		
	Listens to and attends to the story; may identify familiar objects or actions in illustrations.		Retells parts of the story using their own words; responds to questions about the character’s actions.		
<p>Activity: Read aloud <i>Scaredy Squirrel Goes Camping</i>. Pause to ask questions about the story and pictures. Discuss how Scaredy feels about camping and what helps him be brave.</p> <p>Challenge: Older preschoolers will try to find and point out sight words during the read-aloud (e.g., “go,” “camp,” “the”).</p>					
Resources/Materials		Key Vocabulary:		Support:	
<ul style="list-style-type: none">Scaredy Squirrel Goes Camping Booksight word chart		squirrel, brave, camping		  Scaredy Squirrel Goes Campin...	




Month: July Week: 4 Subject: English & Language Arts

Day 2	Topic(s)		Foundation(s)	
	Theme: Camping Under the Stars Number: 2 Letter: Uu Color: Green Shape: Star		ELA1.2 Demonstrate expressive communication ELA2.4 Demonstrate comprehension	
Indicators				
	Younger Preschool		Older Preschool	
	Names familiar items or actions when prompted; uses short phrases to describe illustrations.		Expresses ideas about the story and answers “what” and “why” questions.	
Activity: Read aloud <i>The Berenstain Bears Go to Camp</i> . Talk about what the bear family does at camp. Invite children to share their own camping experiences or thoughts.				
Challenge: Older preschoolers search for sight words during the read-aloud and name them aloud.				
Resources/Materials <ul style="list-style-type: none">The Berenstain Bears Go to Camp		Key Vocabulary: tent, campfire, hike		Support:    The Berenstain Bears Go To C...



Month: July Week: 4 Subject: English & Language Arts

Day 3	Topic(s)		Foundation(s)	
	Theme: Camping Under the Stars Number: 2 Letter: Uu Color: Green Shape: Star		ELA1.3 Demonstrate ability to engage in conversations ELA2.1 Demonstrate awareness of the alphabet	
Indicators	Younger Preschool		Older Preschool	
	Uses gestures or words to respond during reading; recognizes some letters in print.		Join in group discussion; identify specific letters and sounds in the story.	
Activity: Read <i>Pete the Cat Goes Camping</i> . Focus on keywords like “camp,” “tent,” and “bigfoot.” Pause to let children predict what might happen.				
Challenge: Older preschoolers highlight sight words and identify letters in key camping words.				
Resources/Materials <ul style="list-style-type: none">Pete the Cat Goes Camping Book		Key Vocabulary: explore, trail, flashlight		Support:  Pete the Cat Goes Camping Animate...




Month: July Week: 4 Subject: English & Language Arts

Day 4	Topic(s)		Foundation(s)	
	Theme: Camping Under the Stars Number: 2 Letter: Uu Color: Green Shape: Star		ELA1.2 Demonstrate expressive communication ELA3.1 Demonstrate mechanics of writing	
Indicators	Younger Preschool		Older Preschool	
	Uses pictures and words to tell a story with support; draws simple forms to represent ideas.		Combines pictures and simple writing; attempts to copy or write familiar words.	

Activity: Create a Story Using Camping Flashcards

Each child selects flashcards to build a short camping story. Younger children may dictate their story while older ones write or trace words. Children will share their stories aloud.

Challenge: Older preschoolers will independently write 2-3 sight words used in their story.

Resources/Materials <ul style="list-style-type: none"> Camping flashcards 	Key Vocabulary: lantern, backpack, marshmallow	Support: 
---	--	---



Month: July Week: 4 Subject: English & Language Arts

Day 5	Topic(s)		Foundation(s)	
	Theme: Camping Under the Stars Number: 2 Letter: Uu Color: Green Shape: Star		ELA2.3 Demonstrate awareness and understanding of the concept of print ELA2.4 Demonstrate comprehension	
Indicators	Younger Preschool		Older Preschool	
	Uses books with guidance; points to illustrations or turns pages.		Talks about the differences and similarities between books; understands left-to-right reading.	
Activity: Book Review + Compare & Contrast				
Review all 3 camping books. Create a group chart to compare characters, settings, and what happened in each story. Children pick a favorite and explain why.				
Challenge: Older preschoolers help write comparison words on the board (e.g., same, different, like, fun).				
Resources/Materials <ul style="list-style-type: none">Books from the weekChart paperDry erase board		Key Vocabulary: same, different, character		Support: