






## Month: August Week: 1 Subject: English & Language Arts

Day 1	<b>Topic(s)</b>		<b>Foundation(s)</b>	
	Theme: All About Me Number: 4 Letter: Ww Color: White Shape: Rectangle		ELA2.1 Demonstrate awareness of the alphabet  ELA2.4 Demonstrate comprehension	
Indicators	<b>Younger Preschool</b>		<b>Older Preschool</b>	
	May respond to simple questions about the story by pointing to pictures or naming familiar objects.		May answer “wh” questions (who, what, where) and retell parts of the story in own words.	
Activity: Read <i>What I Like About Me</i> + Self-Reflection				
Drawing Read <i>What I Like About Me</i> aloud, pausing to emphasize positive qualities of the characters. Discuss with children what makes each character special and connect it to what makes each child special. Invite each child to draw a picture of themselves and one thing they like about who they are. Encourage children to label their drawings with the first letter of their name, modeling letter sounds as needed.				
Resources/Materials <ul style="list-style-type: none"><li><i>What I Like About Me</i> by Allia Zobel-Nola</li><li>Drawing paper</li><li>Crayons or colored pencils</li></ul>		Key Vocabulary: unique, special, like		Support:  What I Like About Me Written by All...






## Month: August Week: 1 Subject: English & Language Arts

Day 2	Topic(s)		Foundation(s)	
	Theme: All About Me Number: 4 Letter: Ww Color: White Shape: Rectangle		ELA2.1 Demonstrate awareness of the alphabet  ELA2.4 Demonstrate comprehension	
Indicators	Younger Preschool		Older Preschool	
	May respond to prompts by naming body parts or personal features in their self-portrait.		May describe their drawings with at least two details about themselves.	
Activity: Read <i>I Like Myself</i>  Read <i>I Like Myself</i> aloud, pointing out how the main character celebrates who they are. After the story, provide each child with a large paper rectangle “frame.” Invite them to draw a self-portrait inside the frame, including features that make them unique (e.g., hair, eyes, favorite clothes). Encourage children to share their portraits with the group, naming at least one thing they like about themselves.				
Resources/Materials <ul style="list-style-type: none"><li><i>I Like Myself</i> by Karen Beaumont</li><li>Pre-cut rectangle frames (construction paper or cardstock)</li></ul>		Key Vocabulary: portrait, frame, rectangle		Support: <div> I Like Myself –  Motivating read a...</div>



## Month: August Week: 1 Subject: English & Language Arts

<b>Day 3</b>	<table> <tr> <th data-bbox="375 369 899 405">Topic(s)</th><th data-bbox="899 369 1422 405">Foundation(s)</th></tr> <tr> <td data-bbox="375 405 899 600"> Theme: All About Me  Number: 4  Letter: Ww  Color: White  Shape: Rectangle </td><td data-bbox="899 405 1422 600"> ELA2.4 Demonstrate comprehension  ELA3.2 Demonstrate ability to communicate a story </td></tr> </table>	Topic(s)	Foundation(s)	Theme: All About Me Number: 4 Letter: Ww Color: White Shape: Rectangle	ELA2.4 Demonstrate comprehension ELA3.2 Demonstrate ability to communicate a story
Topic(s)	Foundation(s)				
Theme: All About Me Number: 4 Letter: Ww Color: White Shape: Rectangle	ELA2.4 Demonstrate comprehension ELA3.2 Demonstrate ability to communicate a story				
<b>Indicators</b>	<table> <tr> <th data-bbox="375 695 899 762">Younger Preschool</th><th data-bbox="899 695 1422 762">Older Preschool</th></tr> <tr> <td data-bbox="375 762 899 856">May name one thing about themselves when prompted.</td><td data-bbox="899 762 1422 856">May share two or more details about themselves and connect them to the story.</td></tr> </table>	Younger Preschool	Older Preschool	May name one thing about themselves when prompted.	May share two or more details about themselves and connect them to the story.
Younger Preschool	Older Preschool				
May name one thing about themselves when prompted.	May share two or more details about themselves and connect them to the story.				
<p>Activity: Read <i>The Skin You Live In</i> + Class Book “The Things We Like About Us”</p> <p>After reading, discuss how the book celebrates all the ways people are unique and special. Invite each child to share one thing they like about themselves. Provide each child with a sheet of paper to draw their idea, then collect all pages to create a class book titled “The Things We Like About Us.” Read the completed book aloud and place it in the classroom library for children to revisit.</p>					
Resources/Materials <ul style="list-style-type: none"> <li><i>The Skin You Live In</i> (illustrated by David Lee Csicsko)</li> <li>Drawing paper</li> <li>Crayons or markers</li> </ul>	<table> <tr> <td data-bbox="566 1182 883 1398">Key Vocabulary: skin, unique, celebrate</td><td data-bbox="883 1182 1422 1398">Support:  <b>The Skin You Live In Readalong</b></td></tr> </table>	Key Vocabulary: skin, unique, celebrate	Support:  <b>The Skin You Live In Readalong</b>		
Key Vocabulary: skin, unique, celebrate	Support:  <b>The Skin You Live In Readalong</b>				



## Month: August Week: 1 Subject: English & Language Arts

Day 4	<b>Topic(s)</b>		<b>Foundation(s)</b>	
	Theme: All About Me Number: 4 Letter: Ww Color: White Shape: Rectangle		ELA2.4 Demonstrate comprehension ELA3.2 Demonstrate ability to communicate a story	
Indicators	<b>Younger Preschool</b>		<b>Older Preschool</b>	
	May act out a single part of the story when prompted.		May sequence several events and use descriptive language during retelling.	
Activity: Retell Favorite Story of the Week with Puppets or Felt Board				
Let children choose one of the week’s books. As a group, retell the story using puppets, felt board pieces, or simple props. Assign roles or story parts to small groups. Encourage children to use their own words and add sound effects or gestures to bring the story to life, emphasizing beginning, middle, and end.				
Resources/Materials <ul style="list-style-type: none"><li>Puppets, felt board pieces, or simple props</li><li>This week’s books for reference</li></ul>		Key Vocabulary: retell, character, setting		Support:



## Month: August Week: 1 Subject: English & Language Arts

<b>Day 5</b>	<b>Topic(s)</b> Theme: All About Me Number: 4 Letter: Ww Color: White Shape: Rectangle	<b>Foundation(s)</b> ELA2.4 Demonstrate comprehension ELA3.2 Demonstrate ability to communicate a story
<b>Indicators</b>	<b>Younger Preschool</b>	<b>Older Preschool</b>
	May name a favorite book or part when prompted.	May describe their favorite part and explain why they like it.
<p>Activity: Review All Three Books + Draw Favorite Part</p> <p>Briefly revisit <i>What I Like About Me</i>, <i>I Like Myself</i>, and <i>The Skin You Live In</i>. Children choose their favorite book and draw a picture of their favorite part. Prompt sharing with open-ended questions like, “What happened here?” and “Why do you like this part?”</p>		
<b>Resources/Materials</b> <ul style="list-style-type: none"> <li>• Drawing paper</li> <li>• Crayons or colored pencils</li> <li>• This week’s books for reference</li> </ul>	<b>Key Vocabulary:</b> favorite, picture, story	<b>Support:</b>