




Month: August Week: 3 Subject: Creative Arts

Day 1	Topic(s)	Foundation(s)
	Theme: We're Going to the Fair Number: 3 Letter: Vv Color: Gold Shape: Oval	CA3.1 Demonstrate creative expression through the visual art process or experience CA3.2 Demonstrate creative expression through visual art production and presentation
Indicators	Younger Preschool	Older Preschool
	May decorate a paper plate with colors.	May assemble a Ferris wheel using brads and craft sticks.

Activity: Paper Plate Ferris Wheels

Provide paper plates, craft sticks, and brads for assembling Ferris wheels. Children can decorate their wheels with bright colors, stickers, or markers. Show how the wheel can spin once assembled, and talk about Ferris wheels at fairs.

Resources/Materials <ul style="list-style-type: none"> Paper plates, craft sticks, brads Markers, paint, stickers Hole punch 	Key Vocabulary: wheel, spin, decorate	Support:  <p>FERRIS WHEEL <i>Coffee Filter Craft</i></p>
--	---	--




Month: August Week: 3 Subject: Creative Arts

Day 2	Topic(s)	Foundation(s)
	Theme: We're Going to the Fair Number: 3 Letter: Vv Color: Gold Shape: Oval	CA3.1 Demonstrate creative expression through the visual art process or experience CA3.2 Demonstrate creative expression through visual art production and presentation
Indicators	Younger Preschool	Older Preschool
	May dab paint on paper with help.	May create cotton candy art with realistic swirls.

Activity: Cotton Candy Art with Puff Paint

Mix pastel paint colors with shaving cream to create puff paint. Children use cotton balls or brushes to make cotton candy shapes on paper cones. Discuss the colors and textures while working.

Resources/Materials <ul style="list-style-type: none"> Shaving cream, paint, cotton balls Paper cones (drawn or cut out) Paintbrushes 	Key Vocabulary: cotton, candy, swirl	Support: 
---	--	--




Month: August Week: 3 Subject: Creative Arts

Day 3	Topic(s)	Foundation(s)
	Theme: We're Going to the Fair Number: 3 Letter: Vv Color: Gold Shape: Oval	CA3.1 Demonstrate creative expression through the visual art process or experience CA3.2 Demonstrate creative expression through visual art production and presentation
Indicators	Younger Preschool	Older Preschool
	May glue cotton balls to paper.	May paint cotton balls yellow before gluing.

Activity: Popcorn Craft (Cotton Balls + Yellow Paint)

Children glue cotton balls onto a popcorn bucket outline, then dab yellow paint to make them look like popcorn. Encourage them to fill the bucket completely and compare their creations.

Resources/Materials <ul style="list-style-type: none"> • Cotton balls, yellow paint • Glue sticks • Popcorn bucket templates 	Key Vocabulary: popcorn, yellow, bucket	Support: 
--	---	--



Month: August Week: 3 Subject: Creative Arts

Day 4	Topic(s)		Foundation(s)	
	Theme: We're Going to the Fair Number: 3 Letter: Vv Color: Gold Shape: Oval		CA1.1 Demonstrate creative music expression CA2.1 Demonstrate creative movement expression	
Indicators	Younger Preschool		Older Preschool	
	May shake or tap instruments to the beat.		May follow simple rhythmic patterns.	
Activity: Music Play - Instruments & Rhythm				
Provide rhythm instruments for children to explore. Play fair-themed or upbeat music and encourage them to keep the beat. Practice starting and stopping together to build listening skills.				
Resources/Materials <ul style="list-style-type: none">Shakers, drums, tambourinesMusic player with songs		Key Vocabulary: beat, music, play		Support:



Month: August Week: 3 Subject: Creative Arts

Day 5	Topic(s)		Foundation(s)	
	Theme: We're Going to the Fair Number: 3 Letter: Vv Color: Gold Shape: Oval		CA1.1 Demonstrate creative music expression CA2.1 Demonstrate creative movement expression	
Indicators	Younger Preschool		Older Preschool	
	May move freely to the music.		May follow simple dance moves or patterns.	
Activity: Music Play - Dancing to Fair Songs				
Play fair-themed or carnival music and invite children to dance. Show a few simple moves to try but allow room for creative movement. Use scarves or ribbons for added fun and expression.				
Resources/Materials <ul style="list-style-type: none">Music playerScarves or ribbons		Key Vocabulary: dance, move, music		Support: