




Month: October Week: 1 Subject: Approaches to Play & Learning

Day 1	Topic(s)	Foundation(s)
	Theme: Pumpkin Palooza Number: 10 Letter: Dd Color: Orange Shape: Circle	APL1.1 Demonstrate initiative and self-direction APL4.1 Demonstrate development of social interactions during play
Indicators	Younger Preschool	Older Preschool
	May role-play simple shopping actions, such as picking up a pumpkin or giving pretend money.	May take on roles of seller or buyer, using dialogue and turn-taking during play.

Activity: **Pumpkin Patch Market**

Teachers will set up a pretend pumpkin patch in the dramatic play area with small pumpkins, baskets, and pretend money. Children will role-play as shoppers and sellers, practicing taking turns and exchanging items. Younger preschoolers will focus on exploring the props, while older preschoolers will begin adding language to their play (“I want to buy this pumpkin”). Teachers will encourage collaboration, fairness, and persistence in staying engaged in their roles.

Resources/Materials <ul style="list-style-type: none"> • Small pumpkins or pretend pumpkins • Baskets, bags, pretend money 	Key Vocabulary: buy, sell, pumpkin, basket, money, trade	Support: 
--	---	--



Month: October Week: 1 Subject: Approaches to Play & Learning

Day 2	Topic(s)		Foundation(s)	
	Theme: Pumpkin Palooza Number: 10 Letter: Dd Color: Orange Shape: Circle		APL1.2 Demonstrate interest and curiosity as a learner APL4.1 Demonstrate development of social interactions during play	
Indicators				
	Younger Preschool		Older Preschool	
	May name or point to a role they are interested in.		May role-play jobs such as farmer, baker, or gardener and explain their choices.	

Activity: **What Do You Want to Be?**

Teachers will lead a group discussion about jobs connected to pumpkins (farmer, baker, gardener, grocery store clerk). Children will be invited to choose a role and act it out in play. Younger preschoolers may simply try on hats or props to represent the roles, while older preschoolers can extend their play with dialogue and teamwork. Teachers will support imagination and flexible thinking by asking questions like “How would a farmer take care of pumpkins?” or “What would a baker do with them?”

Resources/Materials <ul style="list-style-type: none"> Pretend play props (apron, hat, toy tools, baking pans) 	Key Vocabulary: job, farmer, baker, gardener	Support:
---	---	----------




Month: October Week: 1 Subject: Approaches to Play & Learning

Day 3	Topic(s)	Foundation(s)
	Theme: Pumpkin Palooza Number: 10 Letter: Dd Color: Orange Shape: Circle	APL2.1 Demonstrate development of flexible thinking during play APL3.1 Demonstrate development of sustained attention and persistence
Indicators	Younger Preschool	Older Preschool
	May explore props and use them for simple imaginative play.	May create storylines, negotiate roles, and stay in character for longer play sessions.

Activity: Imaginative Play: Pumpkin Patch

Teachers will expand the dramatic play pumpkin patch by adding hay, leaves, and toy wagons. Children can pretend to pick pumpkins, load them into wagons, or sell them to friends. Younger preschoolers may enjoy sensory exploration (touching hay, carrying pumpkins), while older preschoolers may develop imaginative scenarios (taking pumpkins home to cook or decorate). Teachers will encourage persistence by suggesting new ideas to extend the play.

Resources/Materials <ul style="list-style-type: none"> Pumpkins, hay/straw, toy wagons Fabric leaves, baskets 	Key Vocabulary: patch, pick, carry, wagon, sell, buy	Support: 
---	---	---




Month: October Week: 1 Subject: Approaches to Play & Learning

Day 4	Topic(s)	Foundation(s)
	Theme: Pumpkin Palooza Number: 10 Letter: Dd Color: Orange Shape: Circle	APL2.1 Demonstrate development of flexible thinking during play APL3.1 Demonstrate development of sustained attention and persistence
Indicators	Younger Preschool	Older Preschool
	May scoop, pour, and feel the different textures in the bin with teacher support.	May sort, count, or role-play with items in the sensory bin and extend play by creating stories.

Activity: **Fall Sensory Bin**

Teachers will set up a sensory bin with dried corn kernels (or another safe filler), mini pumpkins, leaves, pinecones, farm animals, and small tools such as scoops and cups. Children will explore by scooping, pouring, and pretending to play in a fall farm scene. Younger preschoolers may focus on sensory play and identifying items, while older preschoolers will sort objects (big/small, type of item), count pumpkins or pinecones, and role-play stories about the farm. Teachers can prompt curiosity with questions like, “How many pumpkins can you find?” or “What happens on a farm in the fall?”

Resources/Materials <ul style="list-style-type: none"> • Large bin • Sensory filler (corn kernels, oats, or shredded paper) • Mini pumpkins • Farm accessories • Leaves, pinecones, acorns 	Key Vocabulary: fall, farm, scoop, pour, pumpkin	Support: 
--	--	--



Month: October Week: 1 Subject: Approaches to Play & Learning

Day 5	Topic(s)	Foundation(s)
	Theme: Pumpkin Palooza Number: 10 Letter: Dd Color: Orange Shape: Circle	APL1.2 Demonstrate interest and curiosity as a learner APL3.1 Demonstrate development of sustained attention and persistence
Indicators	Younger Preschool	Older Preschool
	May stack or place blocks and fabric to create simple play structures.	May design a detailed pumpkin patch, explaining choices and problem-solving with peers.

Activity: **Build a Pumpkin Patch**

Children will work together to design and build their own pumpkin patch using blocks, fabric, and pretend pumpkins. Teachers will encourage collaboration and persistence, asking questions such as “How can we make our patch bigger?” or “What else do we need to add?” Younger preschoolers may build simple structures, while older preschoolers can problem-solve and add detailed features such as paths, fences, or stands.

Resources/Materials <ul style="list-style-type: none"> • Blocks, fabric, baskets, pretend pumpkins • Additional props (toy fences, toy wagons, leaves) 	Key Vocabulary: build, make, patch, design	Support:
---	--	-----------------