




## Month: September Week: 4 Subject: Creative Arts

<b>Day 1</b>	<b>Topic(s)</b>	<b>Foundation(s)</b>
	Review Week	<b>CA3.1</b> Demonstrate creative expression through the visual art process  <b>CA3.2</b> Demonstrate creative expression through visual art production and presentation
<b>Indicators</b>	<b>Younger Infants</b>	<b>Older Infants</b>
	May make handprints or finger marks with teacher support.	May paint independently with brushes or hands and add more colors.

### Activity: **Happy 1st Day of Fall Painting**

Teachers will celebrate the first day of fall by helping infants create a seasonal painting. Younger infants will make handprint leaves on paper using fall colors (red, yellow, orange, brown), with teacher guidance. Older infants will use paintbrushes, sponges, or fingers to add colorful marks and swirls. Teachers will label colors and say, “Happy Fall!” while infants explore. The paintings can be displayed in the classroom to mark the season.

<b>Resources/Materials</b> <ul style="list-style-type: none"> <li>Washable paints (fall colors)</li> <li>Large paper (titled “Happy 1st Day of Fall”)</li> <li>Paintbrushes/sponges</li> </ul>	<b>Key Vocabulary:</b> fall, leaf, paint, color, hand	<b>Support:</b> 
--	--	---




## Month: September Week: 4 Subject: Creative Arts

<b>Day 2</b>	<b>Topic(s)</b>	<b>Foundation(s)</b>
	Review Week	<b>CA3.1</b> Demonstrate creative expression through the visual art process  <b>CA3.3</b> Demonstrate creative expression through art appreciation
<b>Indicators</b>	<b>Younger Infants</b>	<b>Older Infants</b>
	May press shapes into paint with the teacher's help.	May stamp shapes repeatedly and notice differences.

### Activity: Shape Stamps with Paint

Infants will use large foam or sponge stamps in basic shapes (circle, square, triangle). Younger infants will press shapes with teacher assistance, watching the marks appear. Older infants will stamp independently, exploring patterns and combinations. Teachers will name each shape and color aloud as infants create their artwork.

<b>Resources/Materials</b> <ul style="list-style-type: none"> <li>Large foam/sponge shape stamps</li> <li>Washable paints</li> </ul>	<b>Key Vocabulary:</b> shape, circle, square	<b>Support:</b> 
--	---	---



## Month: September Week: 4 Subject: Creative Arts

<b>Day 3</b>	<b>Topic(s)</b>	<b>Foundation(s)</b>
	Review Week	<b>CA1.1</b> Demonstrate creative music expression  <b>CA2.1</b> Demonstrate creative movement expression
<b>Indicators</b>	<b>Younger Infants</b>	<b>Older Infants</b>
	May sway or clap when music is played.	May dance, wiggle, or copy the teacher's movements.

### Activity: **Dance & Wiggle with Music**

Teachers will play upbeat children's songs and encourage infants to dance and move. Younger infants will clap, sway, or bounce with teacher support. Older infants will wiggle, stomp, or imitate simple motions modeled by teachers. Music and movement encourage joy, rhythm, and self-expression.

Resources/Materials

- Music player

Key Vocabulary:  
dance, music, clap

Support:




## Month: September Week: 4 Subject: Creative Arts

<b>Day 4</b>	<b>Topic(s)</b>	<b>Foundation(s)</b>
	Review Week	CA3.1 Demonstrate creative expression through the visual art process
<b>Indicators</b>	<b>Younger Infants</b>	<b>Older Infants</b>
	May press on the bag with hands and watch impressions form.	May squeeze and push the dough inside the bag to make shapes.

### Activity: Playdough in Ziploc Bags - Press & Squeeze

Teachers will place colorful playdough inside sealed Ziploc bags. Younger infants will press on the bags with their hands, watching the dough spread and move. Older infants will squeeze, poke, and push the dough to create impressions and patterns. This safe sensory activity allows infants to explore textures without mouthing risks.

<b>Resources/Materials</b> <ul style="list-style-type: none"> <li>Playdough</li> </ul>	<b>Key Vocabulary:</b> press, squeeze, soft	<b>Support:</b> 
--	--	--



## Month: September Week: 4 Subject: Creative Arts

<b>Day 5</b>	<b>Topic(s)</b> Review Week	<b>Foundation(s)</b>  <b>CA1.1</b> Demonstrate creative music expression  <b>CA3.1</b> Demonstrate creative expression through the visual art process
<b>Indicators</b>	<b>Younger Infants</b>	<b>Older Infants</b>
	May shake or hold a rattle when modeled.	May shake to the rhythm and stop/start with cues.
<p>Activity: <b>Music Shakers Review</b></p> <p>Infants will revisit shakers and rattles for music play. Younger infants will hold and shake rattles with support from teachers. Older infants will explore shaking to the beat of a song, stopping when the music stops. Teachers will model “shake, shake, shake” and encourage infants to copy the rhythm.</p>		
<b>Resources/Materials</b> <ul style="list-style-type: none"> <li>• Infant-safe shakers/rattles</li> <li>• Music player</li> </ul>	<b>Key Vocabulary:</b> shake, music, stop	<b>Support:</b> 